

# 10 MULTI-VICES



Product group	Page
---------------	------

Multi-Vices MS 125	884
--------------------	-----



Conventional Clamping	885
-----------------------	-----



Gripp Clamping	886
----------------	-----



Pull-Down Clamping	888
--------------------	-----



Five-Sided Machining	890
----------------------	-----



**Multi-Vices MS 125**

EH 1700.

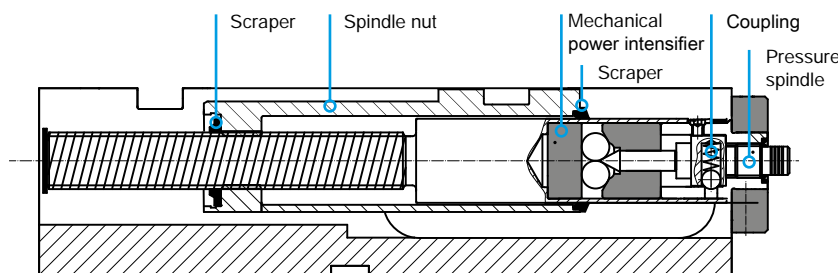
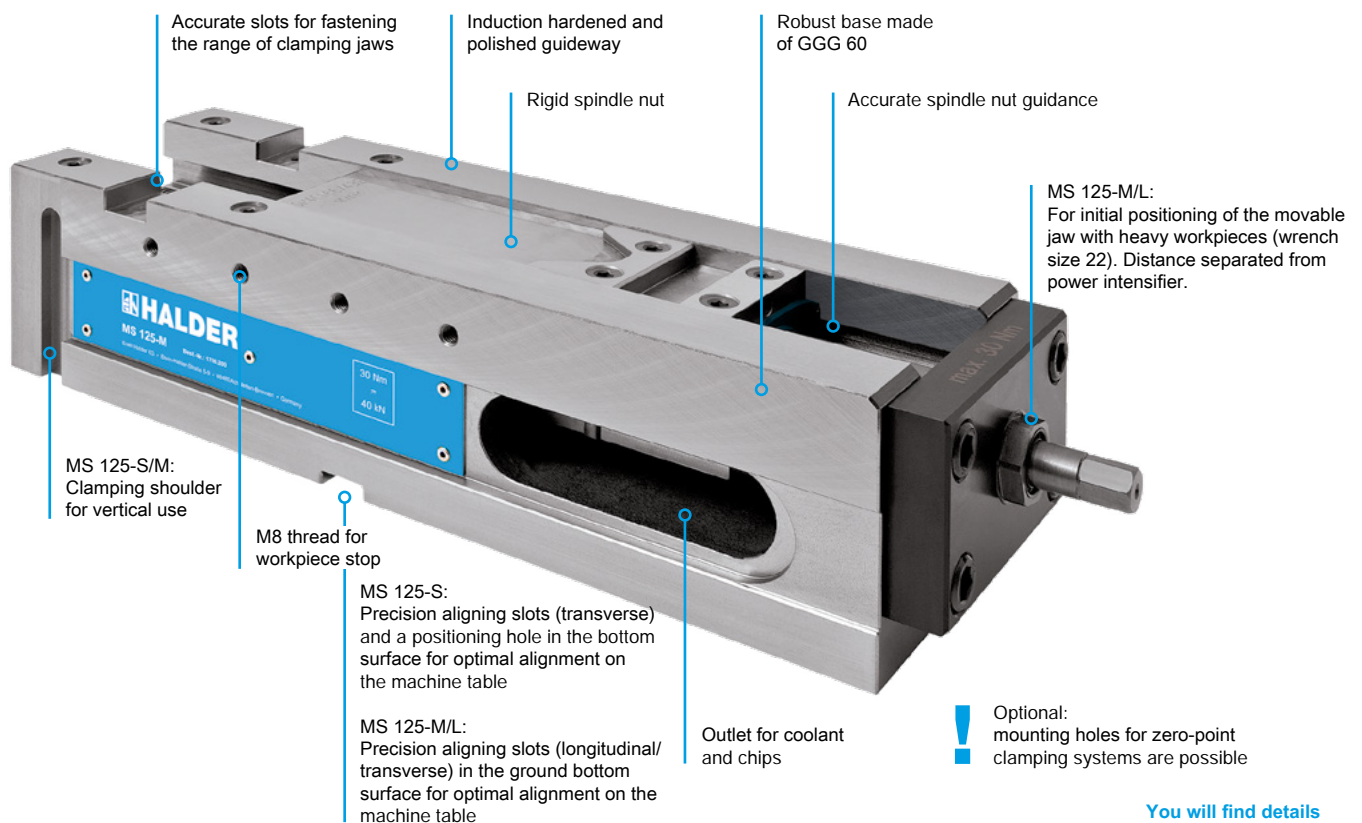
**MULTI-VICE – MECHANICAL  
VERSION MS 125-S/M/L**

**SCOPE OF APPLICATION**

- Can be applied horizontally or vertically - therefore suitable for vertical and horizontal CNC milling machines
- Conventional clamping, gripper clamping or pull-down clamping are all possible
- MS 125-S – ideal for use on five-axis machining centres
- Clamping unmachined parts, saw-cut or flame-cut material by penetration of hardened, replaceable gripper elements into the workpiece
- With the support jaws, unmachined parts in highly varied materials, or with complex geometries, can be clamped securely and economically

**PRODUCT FEATURES**

- High versatility: the modular clamping system combines practically all the possibilities of our tried-and-tested models
- High-pressure spindle with power intensification - clamping force does not slacken
- Enlarged clamping span for secure clamping of unmachined parts
- Lost clamping margin 8 mm with pull-down clamping, 3 mm with gripp clamping
- Clamping with torque wrench (max. 30 Nm) - this makes it possible to work above the table with an unfavourable clamping arrangement on the tool



You will find details and your contact persons under:




[www.halder.com/  
Multi-Vices](http://www.halder.com/Multi-Vices)

## MULTI-VICE CONVENTIONAL CLAMPING VERSION MS 125-S/M/L

### FOR CONVENTIONAL CLAMPING OF WORKPIECES

On the following pages you will find a wide range of jaws suitable for clamping pre-machined workpieces.




## Gripp Clamping

EH 1702.

### MULTI-VICE GRIPP CLAMPING VERSION MS 125-S/M/L

#### FOR CLAMPING COMPLEX UNMACHINED PARTS

The support jaws enable you to clamp different unmachined parts quickly and securely.  
You will find products for gripp clamping on the following pages.



#### PRODUCT FEATURES

- Support jaws are used to mount different gripper studs (threaded gripper studs or universal gripper set)
- Gripper studs can be screwed in various positions on the grid plate in order to securely clamp various workpiece shapes.
- Additional pivot function of the support jaws compensates for non-parallel clamping surfaces and is required to clamp uneven workpieces
- Three-point clamping is possible due to the rigid support jaw

You will find details  
and your contact  
persons under:



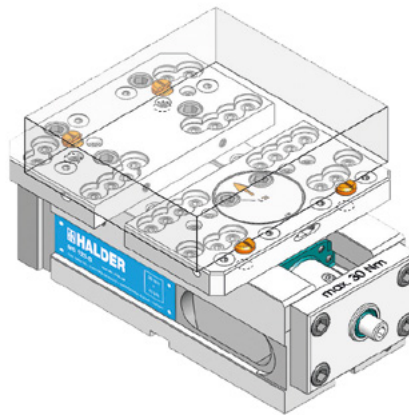
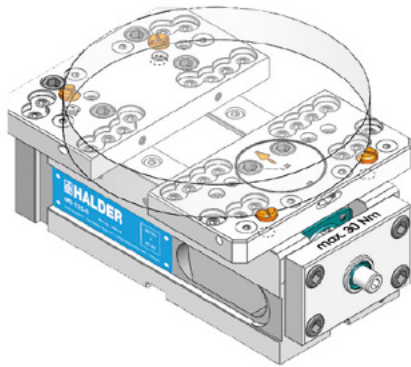
[www.halder.com/  
Multi-Vices](http://www.halder.com/Multi-Vices)

## CLAMPING WIDTHS GRIPP CLAMPING

### SUPPORT JAWS WITH GRIPPER STUDS



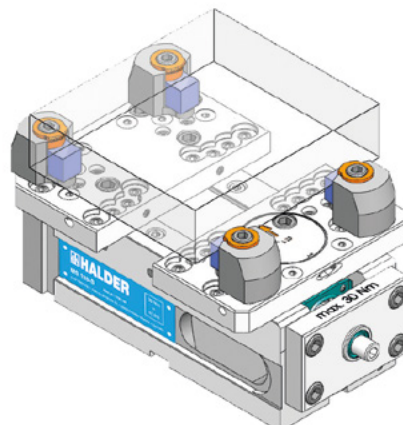
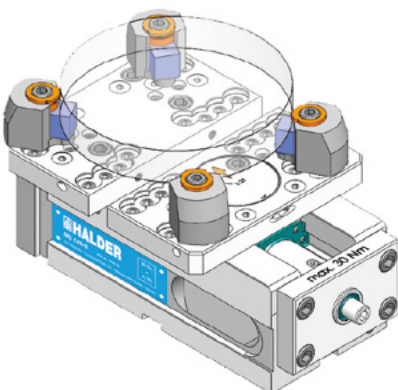
MS 125 - support jaws with gripper studs					
Dimensions	Rectangular workpiece			Round workpiece	
	Clamping range (mm)			Clamping range (mm)	
	min.	max.	min.	min.	max.
MS 125-S	28	202	70	Ø 70	Ø 240
MS 125-M	28	320	70	Ø 70	Ø 330
MS 125-L	28	452	70	Ø 70	Ø 330



### SUPPORT JAWS WITH UNIVERSAL GRIPPER SET



MS 125 - support jaws with universal gripper set					
Dimensions	Rectangular workpiece			Round workpiece	
	Clamping range (mm)			Clamping range (mm)	
	min.	max.	min.	min.	max.
MS 125-S	25	192	80	Ø 70	Ø 230
MS 125-M	25	310	80	Ø 70	Ø 330
MS 125-L	25	442	80	Ø 70	Ø 330



## Pull-Down Clamping

EH 1703.

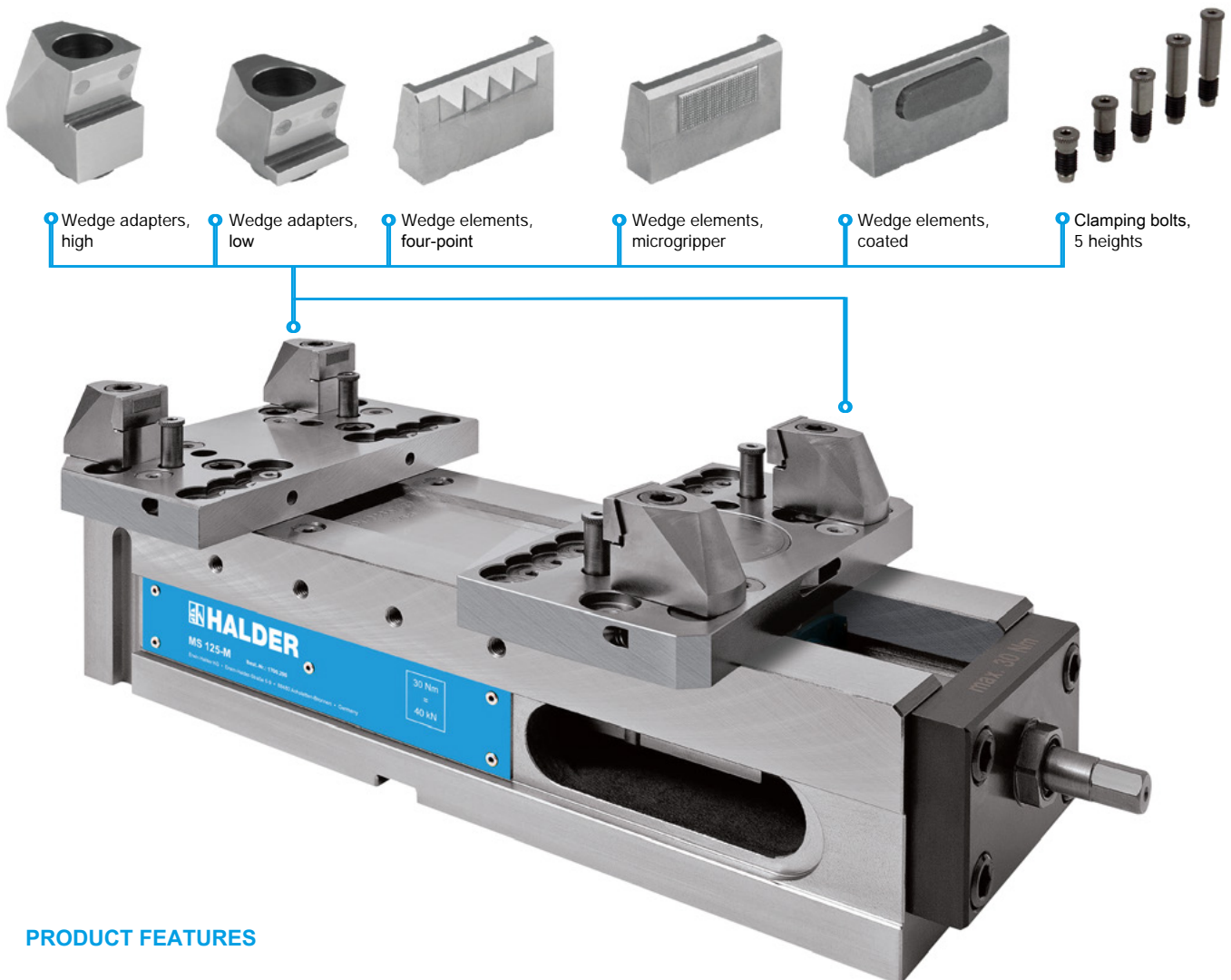
### MULTI-VICE PULL-DOWN CLAMPING VERSION MS 125-S/M/L

#### ACCURACY THROUGH PULL-DOWN

The support jaws and the pull-down system ensure accurate, versatile and secure clamping of the unmachined parts. The workpiece is positioned on ground clamping bolts which make the connection to the guideway. In this way, the parallelism of the guideway or of the machine table is transferred

to the workpiece, thus achieving even greater clamping accuracy. Vibrations in the workpiece during machining are to a large extent avoided.

The pull-down clamping products can be found on the following pages.



#### PRODUCT FEATURES

- Support jaws are used to mount various wedge adapters and clamping bolts
- Wedge adapters can be bolted in various positions on the grid plate
- The various wedge elements can be changed quickly on the wedge adapters
- Additional pivot function of the support jaws compensates for non-parallel clamping surfaces and is required to clamp uneven workpieces
- Accuracy through pull-down
- Clamping in the neutral filament can be optimised using the 5 different heights of the clamping bolts

You will find details  
and your contact  
persons under:



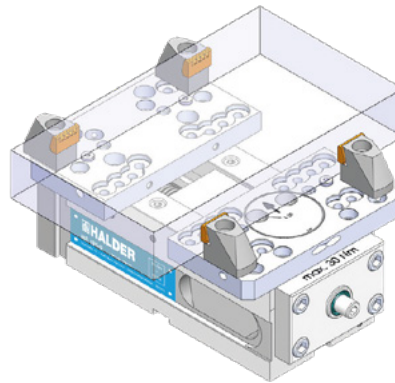
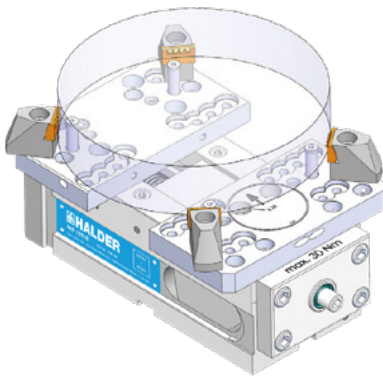
[www.halder.com/  
Multi-Vices](http://www.halder.com/Multi-Vices)

## CLAMPING WIDTHS PULL-DOWN CLAMPING

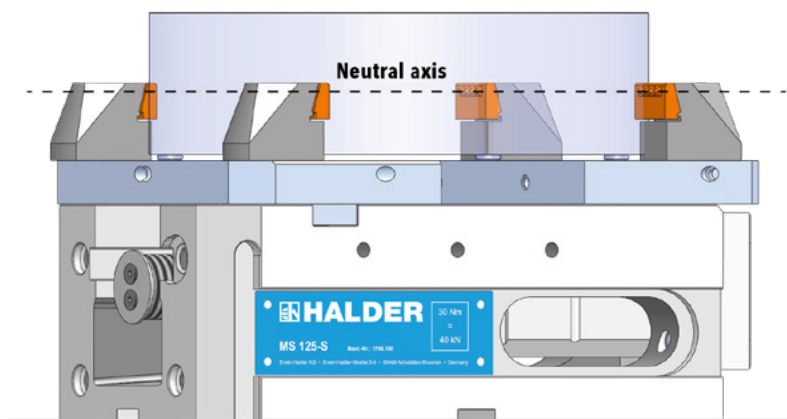
### SUPPORT JAWS WITH PULL-DOWN



MS 125 - support jaws with pull-down				
Dimensions	Square workpiece		Round workpiece	
	min.	max.	min.	max.
MS 125-S	18	185	Ø 65	Ø 226
MS 125-M	18	305	Ø 65	Ø 330
MS 125-L	18	435	Ø 65	Ø 330



### CLAMPING IN THE NEUTRAL AXIS



## Five-Sided Machining



EH 1704.

### MULTI-VICE FIVE-SIDED MACHINING VERSION MS 125-S/M/L

#### FIVE-SIDED MACHINING PLUS PULL-DOWN

The five-sided machining jaws with pull-down can clamp workpieces up to a height of 90 mm onto the guideway of the MS 125. The insertable plates are pressed onto the guideway using the pull-down effect, thus establishing an accurate parallel workpiece position.

This largely avoids any vibration of the workpiece during machining. Accessibility with short tools is a particular advantage of the five-sided machining jaws. You will find products for five-sided machining on the following pages.



#### PRODUCT FEATURES

- Five-sided machining jaws are used to mount the wedge adapters and the interchangeable plates
- Wedge adapters can be bolted in various positions on the grid plate
- The various wedge elements can be quickly changed on the wedge adapters
- Suitable for five-sided machining with short tools
- Accuracy through pull-down
- Stability through form-locking
- Clamping in the neutral filament can be optimised using the three support heights of the interchangeable plates


You will find details and your contact persons under:



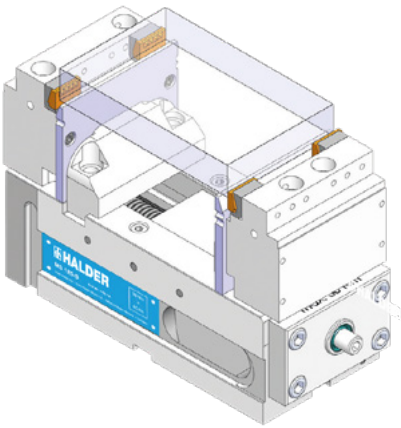
[www.halder.com/  
Multi-Vices](http://www.halder.com/Multi-Vices)

## CLAMPING WIDTHS FIVE-SIDED MACHINING

### 90-MM JAW FOR FIVE-SIDED MACHINING WITH PULL-DOWN



MS 125 - jaw for five-sided machining with pull-down		
Dimensions	Square workpiece	
	min.	max.
MS 125-S	18	180
MS 125-M	18	300
MS 125-L	18	430



### CLAMPING IN THE NEUTRAL AXIS

